



A Skellerup Industries Company






PERFORM[®]

flexible roof flashing



The future is lead free...

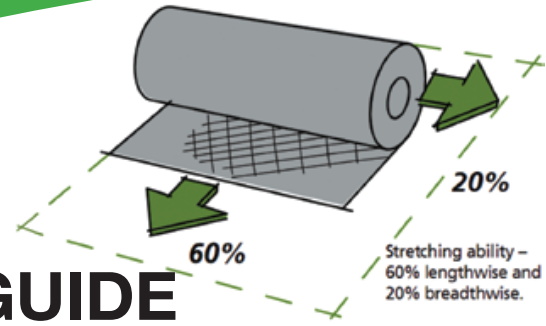
CHECK THE BENEFITS!

-  Environmentally Friendly
No leaching of chemical or colouring agents
-  Light Weight
Dekform is 1/3 of the weight of lead
-  Great Form Stability
Fast and easy mounting
-  Product Range & Colour Range
Range of rolls and sheets in various sizes and available in grey, terracotta and black
-  Twenty year warranty
Just fit it and forget it – we've got you covered



FS 520679
QUALITY ISO9001

www.deks.com.au



Installation Information

1. Easy to shape and mount

PERFORM flexible flashing is fixed easily and fast. The light weight and the excellent stretching properties ensure simple handling and shaping of the flashing. To obtain, a perfect fit use a Perform hammer.

2. Placing the flashing material

The side with the protection film is the visible or upper side of the material. This is to prevent the flashing material from getting dirty.

3. Fold on edge

By folding the bottom edge it becomes significantly stronger and the roof covering then becomes even more stable in shape.

4. Fixing without adhesives

PERFORM flexible flashing is fitted without use of adhesive since the material is self-contained like lead. A self contained flashing is porous/breathable and prevents formation of humidity and condensation under the area covered.

5. Fixing using adhesion

When ever deemed necessary you can make terminations against walls, roofs, valley gutters etc. For adhesive process use Z BOND Metal & Masonry Silicone V4. Spot adhesion technique is recommended.

EASY SELECTION GUIDE

Accessories

Perform Hammer **CODE: Hammer**

Rolls

Product Code	Length	Width	Weight
PFR4-300G	4m or 13'	300mm or 12'	4.32kg or 9.5lbs
PFR4-300RE	4m or 13'	300mm or 12'	4.32kg or 9.5lbs
PFR4-300B	4m or 13'	300mm or 12'	4.32kg or 9.5lbs
PFR4-400G	4m or 13'	400mm or 15'	5.76kg or 12.67lbs
PFR4-400RE	4m or 13'	400mm or 15'	5.76kg or 12.67lbs
PFR4-400B	4m or 13'	400mm or 15'	5.76kg or 12.67lbs
PFR4-450G	4m or 13'	450mm or 18'	6.48kg or 14.26lbs
PFR4-450RE	4m or 13'	450mm or 18'	6.48kg or 14.26lbs
PFR4-450B	4m or 13'	450mm or 18'	6.48kg or 14.26lbs
PFR4-600G	4m or 13'	600mm or 24'	8.64kg or 19.16lbs
PFR4-600RE	4m or 13'	600mm or 24'	8.64kg or 19.16lbs
PFR4-600B	4m or 13'	600mm or 24'	8.64kg or 19.16lbs

Available in G-Grey RE-Red B-Black

Sheets

Product Code	Length	Width	Weight
PFS410-490	410mm or 16'	490mm or 19'	700grams or 1.5lbs
PFS450-600	450mm or 18'	600mm or 24'	920grams or 2.03lbs
PFS600-600	600mm or 24'	600mm or 24'	1.24kgs or 2.72lbs

Available in G-Grey RE-Red B-Black

The future is lead free...

IMPORTANT:

- Remember to place the flashing material correctly according to the actual need for stretching ability.
- Cut the flashing by means of trade knife or sheet metal shears.
- When pre-fixing and shaping joints are required, use adhesive, if deemed necessary.
- Use the PERFORM hammer to dress down leading edges.
- If painting is required, we recommend 100% Acrylic Low Sheen exterior paint.
- When lapping joints, 150mm (6") overlap is recommended.
- Perform has the ability to expand and contract, thus allowing minimal joints.